
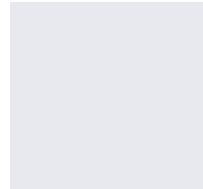




WINDOW  
PRODUCT  
GUIDE



# LAKEVIEW SERIES



 **DEL**  
WINDOWS & DOORS





# We'll take care of it.

DEL Windows & Doors is committed to the highest standard in product innovation, manufacturing excellence, attentive customer service and a green environment.

Our industry leading 200% lifetime sealed unit warranty provides peace of mind for worry-free performance over the lifetime of your window installations.

## VIEWED FOR LIFE™

From traditional to contemporary decors, our products are designed and built to exact specifications. Delivering impeccable style, dependable performance, enduring quality and tremendous value.

Uncompromising durability provides years of maintenance-free performance while making your home more beautiful, safe and energy efficient.



For Dual Glazed

### YOU DESERVE PEACE OF MIND

Our industry best Limited Lifetime Warranty makes your purchase worry-free and includes:

- Lifetime Product Warranty
- Fully Transferable
- Non-Prorated
- 5 Year Labour
- 1 Year Glass Breakage



For HPT 1-3/8" Triple Glazed

### BECAUSE ACCIDENTS HAPPEN

Our industry best Oops Warranty makes your purchase worry-free and includes:

- Lifetime Product Warranty
- Fully Transferable
- Non-Prorated
- 20 Year Labour
- Lifetime Glass Breakage

\* See Warranty Brochures or contact your local dealer for full coverage details.





AVAILABLE WITH  
TRIPLE GLAZED GLASS

# CASEMENT & AWNING

Attention to exterior coving design details give casement and awning windows a distinctive look. Our most energy efficient window style, providing additional security, and a large viewing area, with multiple interior and exterior options.




CASEMENT




AWNING

ADJUSTABLE  
PRECISION HINGE



MULTIPOINT  
LOCK SYSTEM




CONTINUOUS  
WEATHER SEAL




PRESSURE FIT  
WIDE OVERLAP SCREEN



NESTING  
HANDLE HARDWARE



CONCEALED  
SASH INTERLOCK



## FEATURES

- Adjustable precision hinge for durable, effortless operation.
- Available with Triple Glazed glass.
- Stainless steel multipoint lock system (with up to 5 locking points) provides increased security.
- Unique lower corner locking point eliminates air leakage and provides increased security.
- Continuous Thermal Plastic Elastomer (TPE) weather seal and high memory for a durable water-tight seal.
- Pressure fit, contoured heavy-duty, wide overlap screen.
- Glazing tape system creates a bonded seal between glass, PVC frame, and sash.
- Nesting handle hardware is functional and attractive.
- Concealed sash interlock mechanism at hinge side prevents window bowing.
- Concealed drainage channels.
- Matching casement high fixed profile.

## LAKEVIEW

Our most innovative window series is loaded with standard features and benefits that surpass the competition.



# SINGLE & DOUBLE HUNG

Traditional hung windows with an industry leading design. This style provides the greatest ease of cleaning.



SINGLE HUNG




DOUBLE HUNG


CONSTANT FORCE  
SASH BALANCES



CONTOUR  
MEETING RAIL




EQUAL GLASS/EQUAL SASH  
MORE VISIBLE GLASS AREA



PRESSURE FIT  
WIDE OVERLAP SCREEN



INDUSTRY LEADING  
DRAINAGE SYSTEM



RECESSED EASY TO USE  
TILT LATCHES



## FEATURES

- Fully extruded contoured pull and interlock rails.
- Recessed easy to use tilt latches.
- Constant force stainless steel sash balances, with multiple anchor points.
- Pressure fit, contoured heavy-duty wide overlap screen.
- Glazing tape system creates a bonded seal between glass, PVC frame and sash.
- Equal Glass/Equal Sash resulting in more visible glass area.
- Industry leading concealed drainage system with multiple drainage chambers.
- Flanged locking pivot pin for increased security.
- Matching picture window profile.



# SLIDERS

This classic offering of Single and Double Slider Lift Out, Double Slider Tilt and Double Ended Slider are industry leading in performance, egress, versatility and ease of cleaning.

SINGLE SLIDER - LIFT OUT



ALSO AVAILABLE AS A DOUBLE SLIDER - LIFT OUT

DOUBLE SLIDER - TILT



DOUBLE ENDED SLIDER - LIFT OUT



OPERATING SHOES  
EASY GLIDE



TANDEM ROLLERS  
ADJUSTABLE




EQUAL GLASS/EQUAL SASH  
MORE VISIBLE GLASS AREA



PRESSURE FIT  
WIDE OVERLAP SCREEN



INDUSTRY LEADING  
DRAINAGE SYSTEM



FLANGED PIVOT PIN  
LOCKING SASH



## FEATURES

- Fully extruded contoured pull and interlock rails.
- Recessed easy to use tilt latches.
- Easy glide adjustable tandem rollers.
- Industry leading concealed drainage system with multiple drainage chambers.
- Glazing tape system creates a bonded seal between glass, PVC frame and sash.
- Pressure fit, contoured heavy-duty, wide overlap screen.
- Flanged locking pivot pin for increased security.
- Equal Glass/Equal Sash, resulting in more visible glass area.
- Easy glide operating shoes.
- Matching picture window profile.





## BAY & BOW

Add character, ambience and traditional beauty to the interior and exterior of your home with a Bay or Bow window. Styles and sizes available to suit any application or setting.

### FEATURES

- Insulated couplers.
- 3 panel Bay windows available in 30 and 45 degree configurations.
- 4 & 5 panel Bow windows available in 10 and 15 degree configurations.
- Available with paint grade or oak veneer interiors (head and seat).

## GEOMETRIC SHAPES

Make a bold statement with style and elegance. Add character and architectural detail to the interior and exterior of your home with one of our many versatile geometric design options - or let us bring your own custom vision to life.

If you can dream it, we can make it!



# GLAZING OPTIONS

Product ratings range up to ER-49 dependant on glass selected and window style.

Choosing the correct glass is important for blocking damaging UV light, keeping interiors cooler in summer, and reducing heat loss in winter. DEL thermal units are built with warm edge spacer and tested to CSA standards. **Please confirm with your Dealer which glass pack meets todays Building Code or Energy Star requirements.**

7/8" DOUBLE GLAZED



**ECOVIEV HP-1**  
Industry standard.  
Excellent ER rating.  
**R 3.8**



**ECOVIEV HP-3**  
Excellent U-Value.  
Ideal balance of solar  
control not allowing  
heat into the house.  
**R 4.1**



**ECOVIEV HP-4**  
Great U-Value.  
Excellent ER rating.  
**R 4.3**



**ECOVIEV HP-ULTRA 1**  
Improved U-Value.  
Best ER rating for  
dual glazed.  
**R 4.8**



**ECOVIEV HP-ULTRA 2**  
Best year-round  
performance with  
best U-Value for  
dual glazed.  
**R 5.0**

1-3/8" TRIPLE GLAZED



**ECOVIEV HPT-1**  
Great balance of  
U-Value and solar  
gain.  
**R 5.3**



**ECOVIEV HPT-3**  
Great balance of  
U-Value and solar  
control.  
**R 5.6**



**ECOVIEV HPT-4**  
Great year-round  
performance with  
excellent ER rating.  
**R 7.7**



**ECOVIEV HPT-ULTRA 1**  
Exceptional U-Value.  
Best ER rating  
available.  
**R 8.5**



**ECOVIEV HPT-ULTRA 2**  
Best U-Value  
available. Great  
ER rating.  
**R 9.1**



**PRESERVE**  
Protective film that  
protects glass from  
scratching in and out.



**NEAT**  
Glass dries in 1/3 of  
the time with 99%  
fewer spots.

## Double or Triple Glazing?

While double glazed options are generally more economical and cost-effective, it's best to consider triple glazed options where exterior noise or exposure to extreme cold or heat are factors. With a wide range of performance values and pricing for either option, we've got the right choice for you!

## Specialty Glass

Textured and tinted glass provides privacy and can beautify the appearance of the interior and exterior of your home. Safety and sound attenuation glass available upon request.



**OBSOURE**  
Standard Pinhead



**SANDBLAST**  
Satin etch



**RAIN**  
Water effect



**GLUE CHIP**  
Frost like effect



**BRONZE**  
Tint



**GREY**  
Tint

# GRILLES

Personalize the look of your window by adding grilles for beauty and interest. DEL Windows offers a range of standard grille patterns to suit both traditional and modern tastes - or create your own custom pattern.

Choose from a range of standard grille patterns, or create your own custom grille!



CONTEMPORARY



PRAIRE



COLONIAL



## Simulated Divided Lites



### SDL GRILLES

Simulated Divided Lites are engineered grille solutions that give your grilles a classic, custom finished, true divided lite look.



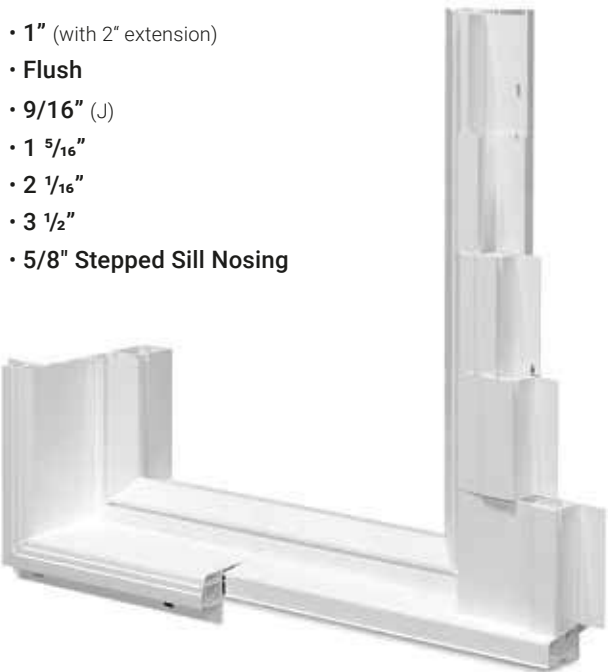
# FINISHES

DEL Windows provides a range of interior and exterior finishing options to suit any look or budget. Durable vinyl provides protection and maintenance-free beauty over the life of the window.

## Exterior Trims

### WELDED BRICKMOLDS

- 1" (with 2" extension)
- Flush
- 9/16" (J)
- 1 5/16"
- 2 1/16"
- 3 1/2"
- 5/8" Stepped Sill Nosing



## Interior Trims

### JAMBS

- 1/2" Drywall Return
- 3/4" Wood Return
- Extruded PVC jambs available in 4-5/8", 6-5/8" and 7-7/8"
- Vinyl clad interior Jambs up to 7-7/8" overall
- Prime jambs up to 14" overall
- Clear pine jambs up to 7-7/8" overall
- Oak jambs up to 7-7/8" overall



## Window Hardware


Functional, durable and attractive nesting handle hardware folds flat when not in use. Made from high performance materials for years of smooth and easy opening. Available in a range of colours to suit any installation.



Satin Nickel



Black



White



Coppertone



Dark Bronze

# COLOURS

Choose from a wide range of standard exterior and interior\* paint options to match virtually any design, or apply a custom colour of your choice.

A limitless range of **custom** colour options are available.

D502 : Maize	D532 : Almond	D538 : Wicker	D5C1 : Chesapeake Gray	D508 : Sandalwood
D559 : Pebble	D510 : Canyon Clay	D571 : Brownstone	D557 : Dark Drift	D5P3 : Espresso
D562 : Commercial Brown	D554 : Chestnut Brown	D536 : Dover Gray	D570 : Storm	D547 : Sable
D523 : Slate	D506 : Windswept Smoke	D5P5 : Graphite	D5P6 : Iron Ore	D525 : Black



All DEL Windows are painted in our state-of-the-art paint booths. DEL paints boxes rather than lineals, providing a premium finish, without the need to touch up corners.

Colour reference is for vinyl windows only and may not accurately represent true colours. Non-standard and custom colours are available on request .

\* Interior paint is only available on casement and awning window profiles.





## THE DEL DIFFERENCE

Canadian owned & operated, with over 100 years of combined industry experience in PVC window and insulated steel and fibreglass door manufacturing. DEL Windows & Doors services quality dealers, architects, lumberyards and wholesalers throughout Ontario with innovative, quality window and door products for home or office.

We are dedicated to innovation and design, quality manufacturing and excellence in customer service and view our relationships with our employees, customers and suppliers to be long-term partnerships. We are committed to exceeding customer needs and expectations.



[delwd.ca](http://delwd.ca)

