

The most advanced vinyl  
Superior quality  
Beauty and performance  
Reliability  
Energy efficiency



# Newcastle

Patio Door Series




# Features



The **Newcastle Patio Door Series**, is Sunview's pride and joy — the highest value, the best performance and with numerous sought-after upgrades standard, including welded sash, and whisper quiet rollers. Beautifully appointed in every component, offering performance and reliability. Step back and look at the fine details, the highest quality accessories and colour options. It's the execution of a uncompromising vision in state-of-the art vinyl, unmatched anywhere for durability.

We are proud of the **Newcastle Patio Door**, and we know you will be too, as you step into the new environment it so capably provides.




## Standard Features

- Elegant heavy-duty screen
- Pocket covers on interior, exterior jambs and sill
- Triple point stainless steel locking system
- Whisper quiet rollers
- Assembled (specify handing)

## Frame & Panel

- Multi-chamber frame and sill
- All vinyl 4 7/8", 6 1/8" and 6 7/8" frame and sill
- Welded 45° frame and sash
- 2"x 5" vinyl steel reinforced welded sash
- Double weather strip on meeting rails



**Precision Adjustable Rollers** are whisper quiet, high quality, and installed in the active panel.

## Glazing

Enhancing the outstanding thermal efficiency is the 1" high-performance glazing found in **Cardinal® Low-E glass** and **Edgetech Super Spacer®** technology.

*Super Spacer®*



## Standard Elegant Hardware

A unique handle set with integrated keylocks. Available in Satin Nickel, Polished Brass or Oil Bronze.

1

2

3

Multi-point lock

**Multi-point Lock.** A heavy-duty stainless steel system providing **three** locking points on the door frame, comes as standard hardware.



**Two Position Kick Locks** mount on the bottom of the operating door. Used as secondary lock with door in the closed position. Available in white, beige or brown.



**Guardian Locks** mount on the top of the operating door; security bolt locks into the frame. Available in white, beige or brown.


## Optional Frame & Sash

- 4 1/2" sill plate
- Brick mold
- Stainless steel hardware kit

## Optional Internal Mini-Blinds

- **Fingertip operation**
- **No external cords**
- **No dusting**
- **Low-E glass**


From maximum visibility to complete privacy at the tip of a finger. Slide the lever to raise, lower or tilt the mini-blinds which are sealed between the insulated glass unit ensuring complete maintenance-free operation.



## Optional Decorative Grills

Internal grills are available in a wide range of design styles with colours that include **Flat Grills** in Two-tone, White, Brass and Pewter; **Georgian Grills** in White, and **Pencil Grills** in White, Brass and Pewter.

## Optional Decorative Glass, Inserts and Screens



Venice (wrought iron)



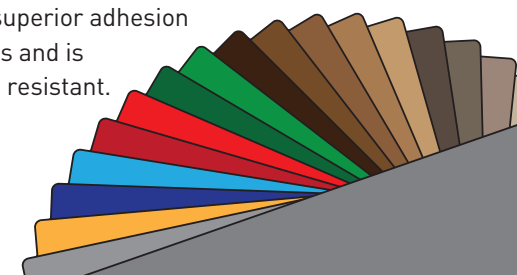
Spectrum (decorative bevels)



Retractable Screen

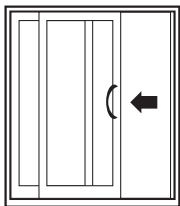
## Optional Exterior Colours

Sunview Patio Doors boast a wide range of colour options that feature a finish which is U.V. stable, has a superior adhesion process and is impact resistant.

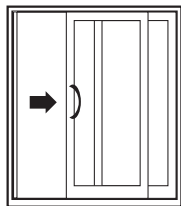


# Specifications

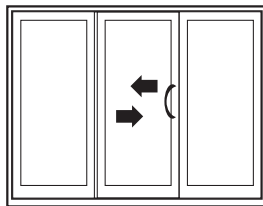
## Dimensions Door/Panel Configurations and Finished Sizes



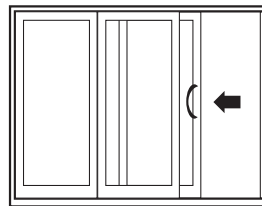
OX-Slide left



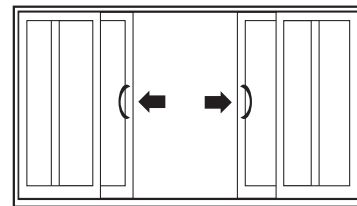
XO-Slide Right



OXO-Slide R to L or  
OZO-Slide L to R



OOX-Slide R or XO0 Slide L



OXXO-Slide R and Slide L from Centre

### 2 Panels

#### Finished Sizes

**59<sup>1</sup>/<sub>2</sub> W x 79<sup>1</sup>/<sub>2</sub> H or 95<sup>1</sup>/<sub>2</sub> H**

**71<sup>1</sup>/<sub>2</sub> W x 79<sup>1</sup>/<sub>2</sub> H or 95<sup>1</sup>/<sub>2</sub> H**

**95<sup>1</sup>/<sub>2</sub> W x 79<sup>1</sup>/<sub>2</sub> H or 95<sup>1</sup>/<sub>2</sub> H**

#### Screen Sizes

**29<sup>1</sup>/<sub>2</sub> W x 76<sup>5</sup>/<sub>8</sub> H**

**35<sup>1</sup>/<sub>2</sub> W x 76<sup>5</sup>/<sub>8</sub> H**

**47<sup>1</sup>/<sub>2</sub> W x 76<sup>5</sup>/<sub>8</sub> H**

#### Glass Sizes

**22 W x 67<sup>1</sup>/<sub>2</sub> H**

**28 W x 67<sup>1</sup>/<sub>2</sub> H**

**40 W x 67<sup>1</sup>/<sub>2</sub> H**

### 3 Panels

#### Finished Sizes

**90<sup>1</sup>/<sub>4</sub> W x 79<sup>1</sup>/<sub>2</sub> H or 95<sup>1</sup>/<sub>2</sub> H**

**108<sup>1</sup>/<sub>4</sub> W x 79<sup>1</sup>/<sub>2</sub> H or 95<sup>1</sup>/<sub>2</sub> H**

**144<sup>1</sup>/<sub>4</sub> W x 79<sup>1</sup>/<sub>2</sub> H or 95<sup>1</sup>/<sub>2</sub> H**

#### Screen Sizes

**29<sup>1</sup>/<sub>2</sub> W x 76<sup>5</sup>/<sub>8</sub> H**

**35<sup>1</sup>/<sub>2</sub> W x 76<sup>5</sup>/<sub>8</sub> H**

**47<sup>1</sup>/<sub>2</sub> W x 76<sup>5</sup>/<sub>8</sub> H**

#### Glass Sizes

**22 W x 67<sup>1</sup>/<sub>2</sub> H**

**28 W x 67<sup>1</sup>/<sub>2</sub> H**

**40 W x 67<sup>1</sup>/<sub>2</sub> H**

### 4 Panels

#### Finished Sizes

**117<sup>1</sup>/<sub>4</sub> W x 79<sup>1</sup>/<sub>2</sub> H or 95<sup>1</sup>/<sub>2</sub> H**

**141<sup>1</sup>/<sub>4</sub> W x 79<sup>1</sup>/<sub>2</sub> H or 95<sup>1</sup>/<sub>2</sub> H**

**189<sup>1</sup>/<sub>4</sub> W x 79<sup>1</sup>/<sub>2</sub> H or 95<sup>1</sup>/<sub>2</sub> H**

#### Screen Sizes

**29<sup>1</sup>/<sub>2</sub> W x 76<sup>5</sup>/<sub>8</sub> H**

**35<sup>1</sup>/<sub>2</sub> W x 76<sup>5</sup>/<sub>8</sub> H**

**47<sup>1</sup>/<sub>2</sub> W x 76<sup>5</sup>/<sub>8</sub> H**

#### Glass Sizes

**22 W x 67<sup>1</sup>/<sub>2</sub> H**

**28 W x 67<sup>1</sup>/<sub>2</sub> H**

**40 W x 67<sup>1</sup>/<sub>2</sub> H**

## Performance Newcastle Patio Door Series meets Class R-PG50 - Type SD

Standards	Air Tightness	Water Tightness	Positive Design Pressure
AAMA/WDMA/CSA 101/1.S.2/A440-08	Passed/A3	8 psf	DP75



Distributed By:

Our products meet the Energy Star program guidelines for helping businesses and individuals protect the environment through superior energy efficiency.

