



THE DEL DIFFERENCE

Canadian owned & operated, with over 100 years of combined industry experience in PVC window and insulated steel door manufacturing, DEL Windows & Doors services quality dealers, architects, lumberyards and wholesalers throughout Ontario with innovative, quality window products for home or office.

We are dedicated to innovation and design, quality manufacturing and excellence in customer service and view our relationships with our employees, customers and suppliers to be long-term partnerships. We are committed to exceeding customer needs and expectations.



delwd.ca



WINDOW
PRODUCT
GUIDE



LAKEVIEW SERIES





You deserve peace of mind, knowing that you made the **RIGHT CHOICE.**

We want you to view our product for life, without worry or hassle, should anything happen.

Our industry best, limited Lifetime Warranty makes your purchase worry-free and includes:

- Lifetime Product Warranty
- Fully Transferable
- Non-Prorated

We'll take care of it.

CONTENTS

- 2 | CASEMENT & AWNING
- 4 | SINGLE & DOUBLE HUNG
- 6 | SLIDERS
- 8 | BAY & BOW
- 9 | GEOMETRIC SHAPES
- 10 | GLASS & GRILLES
- 11 | FINISHES



LAKEVIEW

Our most innovative window series is loaded with standard features and benefits that surpass the competition.

LAKEVIEW SERIES


CASEMENT & AWNING

Attention to exterior coving design details gives casement and awning windows a distinctive look. Our most energy efficient window style, providing additional security, and a large viewing area, with multiple interior and exterior options.




FEATURES


ADJUSTABLE PRECISION HINGE



MULTIPOINT LOCK SYSTEM




CONTINUOUS WEATHER SEAL



PRESSURE FIT OVERLAP SCREEN



NESTING HANDLE HARDWARE



CONCEALED SASH INTERLOCK



- Adjustable precision hinge for durable, effortless operation.
- Awning windows open out from base.
- Stainless steel multipoint lock system provides increased security.
- Unique lower corner locking point reduces air leakage.
- Continuous closed-cell bulb weather seal, anti-wicking & 100% memory for a durable water-tight seal.
- Pressure fit, contoured heavy-duty overlap screen.
- Glazing tape system creates a bonded seal between glass and PVC frame.
- Nesting handle hardware is functional and attractive.
- Concealed sash interlock mechanism prevents window bowing.
- Concealed drainage channels.
- Backup weather stripping ports.
- Interior flush mount couplers.





LAKEVIEW SERIES

SINGLE & DOUBLE HUNG

Traditional hung windows with an industry leading design. This style provides the greatest ease of cleaning.




SINGLE HUNG



DOUBLE HUNG

CONSTANT FORCE SASH BALANCES



CONTOUR MEETING RAIL




EQUAL GLASS/EQUAL SASH ROLL AWAY FEATURE



PRESSURE FIT OVERLAP SCREEN



INDUSTRY LEADING DRAINAGE SYSTEM



RECESSED EASY TO USE TILT LATCHES



FEATURES

- Fully extruded contoured pull and interlock rails.
- Recessed easy to use tilt latches.
- Constant force sash balances.
- Multiple anchor points.
- Pressure fit contoured heavy-duty overlap screen.
- Glazing tape system creates a bonded seal between glass and PVC frame.
- Equal Glass on top & bottom windows.
- Equal Glass/Equal Sash, candy cane feature (Double Hung).
- Industry leading drainage system with multiple drainage chambers.
- Concealed drainage: backup weather stripping ports and interior flush mount couplers.

All of our windows meet or exceed ENERGY STAR® specifications and have been energy modeled in accordance with CSA A440.2. For more details please refer to our technical brochure online.





LAKEVIEW SERIES

SLIDERS

This classic offering of Single Slider Drop, Double Slider Tilt, and Double Slider Lift out are industry leading in performance, egress, versatility and ease of cleaning.



SINGLE SLIDER - DROP



DOUBLE SLIDER - TILT



DOUBLE SLIDER - LIFT OUT

EASY GLIDE OPERATING SHOES




EQUAL GLASS EQUAL SASH



TANDEM ROLLERS ADJUSTABLE



FLANGE METAL PIVOT PIN



INDUSTRY LEADING DRAINAGE SYSTEM



INDUSTRY LEADING SILL POCKET COVER



SLIDERS

- Easy clean sashes.
- Recessed, easy to use tilt latches.
- Easy glide adjustable tandem rollers/shoes.
- Multiple drainage chambers.
- Industry leading drainage system.
- Industry leading sill pocket cover.
- Glazing tape system creates a bonded seal between glass and PVC frame.
- Pressure fit contoured heavy-duty overlap screen.
- Flange metal pivot pin.
- Excellent ER ratings.
- Equal Glass/Equal Sash (Single Slider).
- Anti-shim lock: break-in resistant (Single Slider).
- Easy glide operating shoes (Double Slider).





BAY & BOW

LAKEVIEW SERIES

Add character, ambience and traditional beauty to the interior and exterior of your home with a Bay or Bow window. Styles and sizes available to suit any application or setting.

FEATURES

- Insulated couplers.
- 3 panel Bay windows available in 30 and 45 degree configurations.
- 4 & 5 panel Bow windows available in 10 and 15 degree configurations.
- Available with paint grade or oak veneer interiors (head and seat).



GEOMETRIC SHAPES

LAKEVIEW SERIES

Make a bold statement with style and elegance. Add character and architectural detail to the interior and exterior of your home with one of our many, versatile geometric design options — or let us bring your own custom vision to life.

If you can dream it, we can make it!



GLASS OPTIONS



Choosing the correct glass is important for blocking UV light, keeping interiors cooler in summer and reducing heat loss in winter. DEL window glass is supplied by Cardinal Glass. DEL thermal units are supplied with industry best ENDUR IG™ warm edge spacers and are tested to CSA standards.



LoE³ 366
Ideal balance of solar control not allowing heat into the house. Excellent U-Value.



LoE 180
Industry Standard Excellent ER ratings.



LoE 180/i89
R4.75 Improves U-Value and ER rating. Best ER ratings in Dual glazed thermal.



LoE² 270/i89
R-5 Exceptional U-Value. Best Year Round Performance in Dual glazed thermal.



PRESERVE
Protective film that protects glass from scratching in and out.



NEAT
Glass dries in 1/3 of the time with 99% fewer spots.

SPECIALTY GLASS


Textured and tinted glass provides privacy and can beautify the appearance of the interior and exterior of your home.



OBSCURE
Standard Pinhead




SANDBLAST
Satin etch



RAIN
Water effect



GLUE CHIP
Frost-like effect



BRONZE
Tint



GREY
Tint

GRILLES A limitless range of custom grille patterns is available.

Personalize the look of your window by adding grilles for beauty and interest. DEL Windows offers a range of standard grille patterns to suit both traditional and modern tastes — or create your **custom pattern**.



CONTEMPORARY



PERIMETER



TRADITIONAL




SDL GRILLES

Simulated Divided Lites are engineered grille solutions that give your grilles a classic, custom finished, true divided lite look.



DECORATIVE 5/16"



COLONIAL 5/8"



GEORGIAN 3/4"



1" SDL



2" SDL

INTERIOR & EXTERIOR FINISHES

DEL Windows provides a range of exterior and interior finishing options to suit any look or budget. Durable vinyl provides protection and maintenance-free beauty over the life of the window.



JAMBS

Vinyl clad interior Jambos for maintenance-free beauty. Available in white, primer, clear pine, and oak.



BRICKMOLDS

4 brickmold sizes available: 9/16", 1 1/4", 2", 3 1/2"

COLOURS A limitless range of custom colour options is available.

Choose from a range of standard exterior paint options to match virtually any design, or apply a custom colour of your choice. Colours printed below may not exactly match actual colours.



Almond



Ivory



Sandstone



Beige



Canyon Clay



Wicker



Pebble



Sandalwood



Dover Gray



Sable



Clay



Slate



Dark Drift



Chestnut Brown



Commercial Brown



Black

HARDWARE

Functional, durable and attractive nesting handle hardware folds flat when not in use. Made from high performance materials for years of smooth and easy opening. Available in a range of colours to suit any installation.



White



Black



Satin Nickel



Coppertone



Dark Bronze