

Superior vinyl  
Elegant  
Freedom from wear  
Heat/cold resistance  
Dual & triple glass options



**Kent**  
Patio Door Series



# Standard and Optional Features



## Standard Hardware

Elite handles are the standard door hardware. Available in white, black, or sandalwood.



White with Multi-point keylock

## Optional Hardware

### Euro Style Locksets



These unique handle sets can be configured with heavy duty multi-point keylocks and are available in White, Black, Brass, Black Nickel, Satin Nickel, or Bright Chrome.

## Frame Options



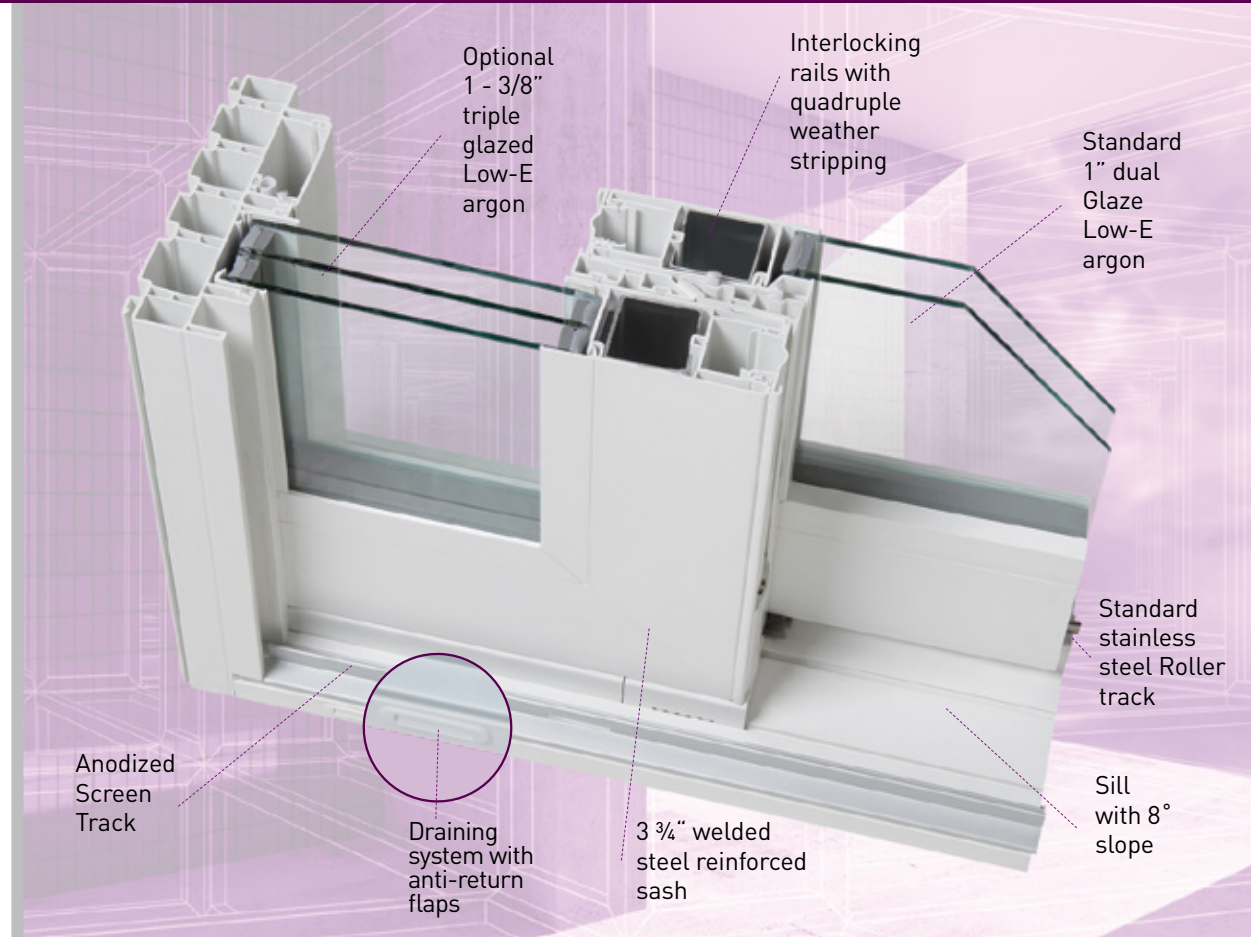
Victorian All-Vinyl Frame



Buckingham Wood Frame with Vinyl Cladding



Buckingham Eco Frame with Vinyl Cladding



Optional 1 - 3/8" triple glazed Low-E argon

Interlocking rails with quadruple weather stripping

Standard 1" dual Glaze Low-E argon

Standard stainless steel Roller track

Sill with 8° slope

Anodized Screen Track

Draining system with anti-return flaps

3 3/4" welded steel reinforced sash

## Optional Security Locks



**Two Position Kick Locks** mount on the bottom of the operating door. Used as secondary lock. Available in white, beige or brown.



**Guardian Locks** mount on the top of the operating door; security bolt locks into the frame. Available in white, beige or brown.



**Folding Security Bars** mount on the fixed side of the door frame and swing down to stop the door from operating.

## Optional Sidelites and Transoms

Frame your patio door in outdoor light with a transom or sidelite. The frame is made of PVC, virtually maintenance-free and available in a wide selection of finishes and glass types.

## Durable Sash


- Reinforced with steel to withstand high wind loads
- Double perimeter seal for superior air-tightness
- Doors are easily and completely reversible
- Adjustable nylon tandem ball-bearing rollers

## Optional Accessories

- 1 1/4" or 1 7/8" brick mold
- 1 1/4", 2" or 3 3/8" frame extensions
- 3/4" drywall return
- 1 1/4" sill extension
- 4 1/2" sill plate

## Optional Exterior Colours

Sunview Patio Doors boast a wide range of colour options that feature a finish which is U.V. stable, has a superior adhesion process and is impact resistant.



## Optional Decorative Grills

Internal grills are available in a wide range of design styles with colours that include **Flat Grills** in Two-tone, White, Brass and Pewter, **Georgian Grills** in White, and **Pencil Grills** in White, Brass and Pewter.

## Glazing

Enhancing the outstanding thermal efficiency is the high-performance glazing found in **Low-E** glass and **Edgetech Super Spacer®** technology.

*Super Spacer®*




Stays cool in summer

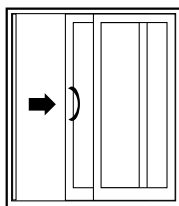
Stays warm in winter

# Specifications

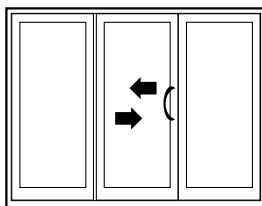
## Dimensions Door/Panel Configurations and Finished Sizes (Exterior view)



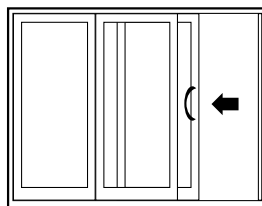
OX-Slide left



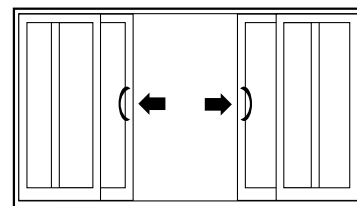
XO-Slide Right



OXO-Slide R to L or  
OZO-Slide L to R



XOO-Slide R or OOX Slide L



OXXO-Slide R and Slide L from Centre

### 2 Panels

**59<sup>1</sup>/<sub>2</sub> W x 79<sup>1</sup>/<sub>2</sub> H**  
**59<sup>1</sup>/<sub>2</sub> W x 81<sup>1</sup>/<sub>2</sub> H**  
**59<sup>1</sup>/<sub>2</sub> W x 95<sup>1</sup>/<sub>2</sub> H**  
**71<sup>1</sup>/<sub>2</sub> W x 79<sup>1</sup>/<sub>2</sub> H**  
**71<sup>1</sup>/<sub>2</sub> W x 81<sup>1</sup>/<sub>2</sub> H**  
**71<sup>1</sup>/<sub>2</sub> W x 95<sup>1</sup>/<sub>2</sub> H**  
**95<sup>1</sup>/<sub>2</sub> W x 79<sup>1</sup>/<sub>2</sub> H**  
**95<sup>1</sup>/<sub>2</sub> W x 81<sup>1</sup>/<sub>2</sub> H**  
**95<sup>1</sup>/<sub>2</sub> W x 95<sup>1</sup>/<sub>2</sub> H**

### 3 Panels

**89<sup>1</sup>/<sub>4</sub> W x 79<sup>1</sup>/<sub>2</sub> H**  
**89<sup>1</sup>/<sub>4</sub> W x 81<sup>1</sup>/<sub>2</sub> H**  
**89<sup>1</sup>/<sub>4</sub> W x 95<sup>1</sup>/<sub>2</sub> H**  
**107<sup>1</sup>/<sub>4</sub> W x 79<sup>1</sup>/<sub>2</sub> H**  
**107<sup>1</sup>/<sub>4</sub> W x 81<sup>1</sup>/<sub>2</sub> H**  
**107<sup>1</sup>/<sub>4</sub> W x 95<sup>1</sup>/<sub>2</sub> H**  
**143<sup>1</sup>/<sub>4</sub> W x 79<sup>1</sup>/<sub>2</sub> H**  
**143<sup>1</sup>/<sub>4</sub> W x 81<sup>1</sup>/<sub>2</sub> H**  
**143<sup>1</sup>/<sub>4</sub> W x 95<sup>1</sup>/<sub>2</sub> H**

### 4 Panels

**117<sup>1</sup>/<sub>4</sub> W x 79<sup>1</sup>/<sub>2</sub> H**  
**117<sup>1</sup>/<sub>4</sub> W x 81<sup>1</sup>/<sub>2</sub> H**  
**117<sup>1</sup>/<sub>4</sub> W x 95<sup>1</sup>/<sub>2</sub> H**  
**141<sup>1</sup>/<sub>4</sub> W x 79<sup>1</sup>/<sub>2</sub> H**  
**141<sup>1</sup>/<sub>4</sub> W x 81<sup>1</sup>/<sub>2</sub> H**  
**141<sup>1</sup>/<sub>4</sub> W x 95<sup>1</sup>/<sub>2</sub> H**  
**189<sup>1</sup>/<sub>4</sub> W x 79<sup>1</sup>/<sub>2</sub> H**  
**189<sup>1</sup>/<sub>4</sub> W x 81<sup>1</sup>/<sub>2</sub> H**  
**189<sup>1</sup>/<sub>4</sub> W x 95<sup>1</sup>/<sub>2</sub> H**

## Performance Kent Patio Door Series meets **NAFS**/Class LC-PG55-Type SD

Standard	Air Tightness	Water Tightness	Structural Load
AAMA/WDMA/CSA 101/1.S.2/A440-08	75 Pa-0.5 L/s.m <sup>2</sup>	400 Pa (8.35 psf)	3960 Pa (82.71 psf)
	Passed	Passed	Passed



Distributed By:

Our products meet the Energy Star program guidelines for helping businesses and individuals protect the environment through superior energy efficiency.

